


技術附註
Technical Notes







1. 報告年度 Review Period	P.65
2. 範圍 Scope of the Review	P.65
3. 區域及地區 Areas and Districts	P.65
4. 物業類別 Property Types	P.65
5. 樓面面積 Floor Areas	P.68
6. 樓宇總存量 Stock	P.68
7. 落成量 Completions	P.68
8. 拆卸量 Demolition	P.69
9. 預測數量 Forecast	P.69
10. 空置量 Vacancies	P.69
11. 入住量 / 使用量 Take-up	P.70
12. 平均租金和售價 Average Rents and Prices	P.70
13. 租金和售價指數 Rental and Price Indices	P.72
14. 較受歡迎屋苑的售價指數 Price Indices for Selected Popular Residential Developments	P.74
15. 落成後使用方式 Mode of Occupation after Completion	P.75
16. 物業市場回報率 Property Market Yields	P.75
17. 樓宇買賣 Sales Transactions	P.75
18. 四捨五入 Rounding of Figures	P.75

1. 報告年度

每年出版的《香港物業報告》描述上一個曆年本港物業市場活動，並預測隨後兩年的落成量。

2. 範圍

本報告的調查範圍涵蓋全港私人樓宇。

3. 區域及地區

港島、九龍及新界區域已按區議會2015年的選區分界劃分為18個地區，詳情請見附錄及分區圖。寫字樓類別加插了分區，以便就主要的寫字樓區進行更詳細分析。

4. 物業類別

4.1 樓宇一般是按佔用許可證(俗稱入伙紙)上註明的用途分類，除非本署得悉樓宇其後在結構上有所更改。本署沒有特別調查樓宇現時的用途，也沒有嘗試辨別那些住宅樓宇是用作非住宅用途，或那些非住宅樓宇是用作住宅用途。

4.2 私人住宅單位，是指各自設有專用的煮食設施和浴室(及/或廁所)的獨立居住單位，並按樓面面積分類如下：

- A類單位 - 實用面積少於40平方米
- B類單位 - 實用面積為40至69.9平方米
- C類單位 - 實用面積為70至99.9平方米
- D類單位 - 實用面積為100至159.9平方米
- E類單位 - 實用面積為160平方米或以上

1. Review Period

Each issue of the Hong Kong Property Review presents the property market activities in the preceding calendar year, with forecasts of completions for the succeeding two years.

2. Scope of the Review

The Review covers private building developments throughout the territory.

3. Areas and Districts


The areas of Hong Kong, Kowloon and New Territories are divided into 18 districts as shown in the Appendix and on the Plans. The boundaries of these districts follow those of the 18 District Council Districts in 2015. For the office sector, there is a further classification into certain sub-districts, to enable more detailed analysis of the principal office districts.

4. Property Types

4.1 Premises are categorised according to the use for which the occupation permit was originally issued, unless known to have been subsequently structurally altered. No specific check is made on current use and no attempt has been made to distinguish those domestic units used for non-domestic purposes and vice versa.

4.2 Private Domestic units are defined as independent dwellings with separate cooking facilities and bathroom (and/or lavatory). They are classified by reference to floor area as follows:

- Class A - saleable area less than 40 m²
- Class B - saleable area of 40 m² to 69.9 m²
- Class C - saleable area of 70 m² to 99.9 m²
- Class D - saleable area of 100 m² to 159.9 m²
- Class E - saleable area of 160 m² or above



4.3 不包括公共房屋發展計劃，如私人機構參建居屋計劃興建的資助出售住宅單位，以及居者有其屋計劃、可租可買計劃、重建置業計劃、夾心階層住屋計劃、市區改善計劃和住宅發售計劃興建的全部單位。此外，房屋委員會與房屋協會興建的出租屋邨、租者置其屋計劃下售出的單位，以及政府所擁有的宿舍，亦不包括在內。樓宇總存量、落成量、拆卸量、入住量及空置量的數字並不包括村屋，唯2001年或以前的資料除外。

4.4 表9的洋房包括只包含一個住宅物業的獨立式、半獨立式或排屋式建築物。村屋並不包括在內。

4.5 私人寫字樓包括商用樓宇內的物業，但不包括綜合用途樓宇內的非住宅用途單位。寫字樓分為以下各級：

甲級 - 新型及裝修上乘；間隔具彈性；整層樓面面積廣闊；大堂與通道裝潢講究及寬敞；中央空氣調節系統完善；設有良好的載客及載貨升降機設備；專業管理；普遍有泊車設施。

乙級 - 設計一般但裝修質素良好；間隔具彈性；整層樓面面積中等；大堂面積適中；設有中央或獨立空氣調節系統；升降機設備足夠；管理妥善；不一定有泊車設施。

丙級 - 設計簡單及有基本裝修；間隔彈性較小；整層樓面面積狹小；大堂只有基本設施；一般並無中央空氣調節系統；升降機僅夠使用或不敷應用；管理服務屬最低至一般水平；並無泊車設施。

4.3 Public sector developments, including domestic units built under the Private Sector Participation Scheme for subsidised sale, and all units built under the Home Ownership, Buy or Rent Option, Mortgage Subsidy, Sandwich Class Housing, Urban Improvement and Flat-for-Sale Schemes are not included. Besides, rental estates built by the Housing Authority and Housing Society, units sold under the Tenants Purchase Scheme, and Government-owned quarters are also excluded. Village houses are not included in the stock, completions, demolition, take-up and vacancy figures except for the previous years of 2001 and before as specified.

4.4 House in Table 9 comprises detached, semi-detached or terraced building that contains only one residential property. Village houses are not included.

4.5 Private Office premises comprise premises situated in buildings designed for commercial/business purposes. Excluded are non-domestic floors in composite buildings. Offices are graded as follows:

Grade A - modern with high quality finishes; flexible layout; large floor plates; spacious, well decorated lobbies and circulation areas; effective central air-conditioning; good lift services zoned for passengers and goods deliveries; professional management; parking facilities normally available.

Grade B - ordinary design with good quality finishes; flexible layout; average-sized floor plates; adequate lobbies; central or free-standing air-conditioning; adequate lift services, good management; parking facilities not essential.

Grade C - plain with basic finishes; less flexible layout; small floor plates; basic lobbies; generally without central air-conditioning; barely adequate or inadequate lift services; minimal to average management; no parking facilities.

寫字樓的所在地點並不影響等級。屬香港特別行政區政府所有並由政府產業署管理的寫字樓並不包括在本報告內。

4.6 私人商業樓宇包括零售業樓宇及其他設計或改建作商業用途的樓宇，但不包括專作寫字樓用途的樓宇，亦不包括車位。房屋委員會和房屋協會所持有的商業樓宇並不包括在內。自房屋委員會於2005年年底把旗下部分商業樓宇分拆出售予領展房地產投資信託基金(領展)後，這些分拆出售的物業已歸入私人物業類別。2006年及之後的統計數字已包括這類物業的數據在內。讀者把報告年度內的統計數字跟2005年及之前的統計數字作比較時，要特別留意有關轉變。

4.7 私人分層工廠大廈包括為一般製造業工序及與該等工序有直接關係的用途(包括寫字樓)而建設的樓宇。此類物業並不包括下述的特殊廠房。房屋委員會興建的工廠樓宇也不包括在內。

4.8 私人工貿大廈包括設計或獲證明作工貿用途的物業。

4.9 私人特殊廠房包括所有其他廠房，主要是為特殊製造業而建的廠房，每間廠房通常由一名廠東使用。


It should be noted that location is not a feature of grade. Offices owned by the Government of the Hong Kong Special Administrative Region and managed by the Government Property Agency are excluded.

4.6 Private Commercial premises include retail premises and other premises designed or adapted for commercial use, with the exception of purpose-built offices. Car parking space is excluded. Commercial premises owned by the Housing Authority and Housing Society are excluded. Following the divestment of selected commercial Housing Authority premises to Link Real Estate Investment Trust (Link REIT) at the end of 2005, these divested properties are classified as private sector properties and are included in the statistics from 2006 onwards. Readers should take special note of this change when comparing review year figures with those of 2005 and before.

4.7 Private Flatted Factories comprise premises designed for general manufacturing processes and uses (including offices) directly related to such processes. Specialised factories, as described below, are excluded. Similar premises built by the Housing Authority are not included.

4.8 Private Industrial/Office premises comprise premises designed or certified for industrial/office use.

4.9 Private Specialised Factories comprise all other factory premises, primarily purpose-built for specialised manufacturing processes, usually for occupation by a single operator.



4.10 私人貨倉包括設計或改建作倉庫或冷藏庫的樓宇及其附屬寫字樓，並包括位於貨櫃碼頭區內的樓宇。

5. 樓面面積

5.1 住宅單位的樓面面積是以「實用面積」來計算。「實用面積」是指個別單位獨立使用的樓面面積，包括露台、陽台、工作平台及其他類似設施，但不包括公用地方，如樓梯、升降機槽、入牆暗渠、大堂及公用洗手間。實用面積是量度至外牆的表面或共用牆的中線所包括的面積。窗台、平台、天台、梯屋、閣樓、花園、前庭、天井、冷氣機房、冷氣機平台、花槽及車位並不包括在內。

5.2 非住宅樓宇的面積是以「內部樓面面積」來計算，量度範圍是有關單位牆壁及/或與毗連單位的共用牆向內的一面所圍繞的全部面積。

6. 樓宇總存量

6.1 私人住宅和非住宅樓宇的總存量，都是以某一指定日期的差餉估價記錄為根據。

6.2 各類物業的總存量並不包括上文第4段所述的公營房屋數字。私人商業樓宇的總存量亦包括私人機構參建居屋計劃的商業樓宇面積。

7. 落成量

7.1 私人樓宇的落成量是指獲發佔用許可證的樓宇數量。

4.10 Private Storage premises comprise premises designed or adapted for use as godowns or cold stores and include ancillary offices. Premises located within container terminals are included.

5. Floor Areas

5.1 A domestic unit is measured on the basis of “saleable area” which is defined as the floor area exclusively allocated to the unit including balconies, verandahs, utility platforms and other similar features but excluding common areas such as stairs, lift shafts, pipe ducts, lobbies and communal toilets. It is measured to the exterior face of the external walls and walls onto common parts or the centre of party walls. Bay windows, flat roofs, top roofs, stairhoods, cocklofts, gardens, terraces, yards, air-conditioning plant rooms, air-conditioning platforms, planters/flower boxes and car parking spaces are excluded.

5.2 Non-domestic accommodation is measured on the basis of “internal floor area” which is defined as the area of all enclosed space of the unit measured to the internal face of enclosing external and/or party walls.

6. Stock

6.1 Both private domestic and non-domestic stock figures are based on rating records at a given date.

6.2 Public sector figures as mentioned in paragraph 4 above for each property type are excluded. The Private Commercial stock figure also includes commercial premises built under the Private Sector Participation Scheme.

7. Completions

7.1 Completions of private sector premises comprise those premises deemed completed by virtue of the issue of an occupation permit.

7.2 各類物業的落成量並不包括上文第4段所述的公營房屋落成量。

8. 拆卸量

這是指在報告年度內因拆卸而從差餉估價記錄中刪除的私人樓宇數量。

9. 預測數量

9.1 這是指在報告年度隨後兩年的每年落成量預測數字。住宅樓宇是以單位數目計算，非住宅樓宇則以內部樓面總面積計算。

9.2 本署是根據屋宇署的統計數字、建築師及發展商提供的圖則及資料、專業估計及/或實地視察所得的資料，就全港各已知的物業發展項目及重建地盤計算預測落成量。

9.3 上文第4段所述的公營房屋發展項目並不包括在內。

10. 空置量

10.1 空置量是指在年底進行普查時，單位實際上未被佔用。正在裝修的物業一般都界定為空置。此外，有些單位在佔用許可證發出後，因未獲發滿意紙或轉讓同意書而空置。讀者應注意，**空置量與物業是否已由發展商售出無關**。即使是已售出的物業也可能仍然空置，有待業主或租客日後佔用。空置量數字涵蓋所有總存量，並非單指新發展項目。

7.2 Public sector completion figures, as mentioned in paragraph 4 above for each property type, are not included.

8. Demolition

The figures show rated private accommodation deleted during the year under review due to demolition.

9. Forecast


9.1 Forecast figures of completions are given for each of the two years succeeding the year under review. They are presented as the number of units for domestic premises and the total internal floor area for non-domestic premises expected to come on stream in the respective years.

9.2 To arrive at the figures, data are compiled in respect of all known developments and redevelopment sites in the territory in accordance with information derived from Buildings Department returns, architects' and developers' plans and returns, professional estimates and/or site visits.

9.3 Public sector developments as mentioned in paragraph 4 above are not included.

10. Vacancies

10.1 Vacancy indicates that a unit was not physically occupied at the time of the survey conducted at the end of the year. Premises under decoration are classified as vacant. In addition, some vacancies could be due to units not yet issued with the Certificate of Compliance or Consent to Assign after obtaining the Occupation Permit. It should be noted that **vacancy bears no relationship to whether the property has been sold by the developer**. Premises which have already been sold may remain vacant, pending occupation by the owner or tenant. Vacancy figures cover the entire stock and are not confined to new developments.



10.2 所有樓宇的空置量，都是在年底進行樓宇普查後計算出來的，但在2014年前落成並已評估差餉的住宅樓宇則另有處理方法。空置物業數據是向大廈管理處、業主和佔用人蒐集，或本署派員視察而獲得的。

10.3 在2014年前落成並已評估差餉的住宅樓宇，其空置量是根據抽樣調查該等樓宇3%的單位所得結果來推算的。

11. 入住量 / 使用量

11.1 住宅樓宇的入住量，是指在報告年度內入住的單位數目淨增長額；非住宅樓宇的使用量，則是年內使用的樓面面積淨增長額。

11.2 有關數字的計算方法是把年內落成量與年初空置量相加，然後減去該年的拆卸量及年終空置量（如有整幢改裝的數字，已反映）。負數顯示入住單位數目/使用樓面面積出現減少的情況。

11.3 與空置量一樣，入住量 / 使用量與發展商已售出的單位數目或樓面面積（一手市場交易）無關，故不應與新建物業的銷售混為一談。

12. 平均租金和售價

12.1 本署會分析新訂租約的租金資料，以計算在租金生效月份的平均租金。就非住宅樓宇而言，分析資料包括續租時議定的租金，而生效日期即為租賃協議的生效日期。不過，租金一般是在較早的日期議定（新訂租約是在半至一個月前，續訂租約是在一至三個月前）。由2006年中起，零售業樓宇的租金資料包括由領展所持有的物業（詳情可參考上文第4.6段）。

10.2 Vacancies in respect of all premises, with the exception of rated domestic premises completed prior to 2014, are determined by a full survey of such premises at the end of the year. The vacancy data are obtained from management offices, owners, occupiers or by inspection.

10.3 For rated domestic premises completed prior to 2014, a projection of vacancies is made from the result of a 3% random sample survey of such units.

11. Take-up

11.1 Take-up figures in respect of domestic premises represent the net increase in the number of units **occupied** in the year under review and for non-domestic premises, the net increase in **occupied** floor space in the year.

11.2 The figures are arrived at by adding the completions in that year to the vacancy figures at the beginning of the year, then subtracting the year's demolition and the year-end vacancy figures (with figures for wholesale conversion, if any, already reflected). A negative figure indicates a net decrease in occupied unit/floor space.

11.3 Much like vacancy, take-up should not be confused with the sales of new developments. Take-up bears no relationship to the number of units or amount of space sold by developers (primary market transactions).

12. Average Rents and Prices

12.1 Average rents are based on an analysis of rental information recorded by the Department for fresh lettings effective in the month being analysed. For non-domestic premises, rents negotiated on renewal are also included. The effective date is the commencement date of a tenancy agreement. However, rents are normally agreed earlier (1/2 - 1 month earlier for fresh lettings, and 1-3 months for lease renewals). Rental statistics of retail premises from mid-2006 onwards include properties owned by Link REIT (for details, please refer to paragraph 4.6 above).

12.2 本署從多個不同的來源獲得租金資料，包括按照《業主與租客（綜合）條例》的規定所遞交的新租約通知書、按照《差餉條例》與《地租（評估及徵收）條例》的規定而發出的物業詳情申報表、業主和租客的來信，以及本署職員進行實地視察時所得的資料。

12.3 分析租金時，是根據淨額計算，即不包括差餉、管理費及其他費用。

12.4 計算平均售價時，本署會分析經過審查以釐定印花稅的樓宇交易資料。惟下列類別樓宇交易並不會用作分析：不被接納用作釐定印花稅的樓宇買賣、涉及不同類別物業的買賣、未獲評估差餉的樓宇、並非交吉出售的住宅樓宇，以及住宅樓宇的首次買賣。買賣日期以簽署買賣合約的日期為準。如沒有買賣合約，買賣日期則根據轉讓契約的簽署日期。一般而言，買賣合約日期是在達成臨時協議後二至三周。


12.5 有關平均租金和售價的分析，只供一般參考用途。某段時期的水平，主要取決於期內出租或出售物業的特點，包括樓宇質素及位置。因此，在不同時期內出現的變化，可能是因為在兩個時段所分析的不同物業的質素有所差異，而**不應**一概而論視之為該時段中在價值方面的整體變化。尤其是加上括號的數字，表示交易宗數有限，使用這些數字時應特別小心。相對而言，租金與售價指數能較準確地反映價值的轉變。

12.2 Information is obtained from a variety of sources including notifications of fresh lettings made under the provisions of the Landlord and Tenant (Consolidation) Ordinance, requisitions issued under the provisions of the Rating Ordinance and the Government Rent (Assessment and Collection) Ordinance, letters from landlords and tenants and site visits made by staff of the Department.

12.3 Rents are analysed on a net basis i.e. exclusive of rates, management and other charges.

12.4 Average prices are based on an analysis of transactions scrutinised by the Department for stamp duty purposes. The following types of transactions are excluded: those considered to be unacceptable for stamp duty purposes, those involving a mix of property types, premises which have not yet been assessed to rates, domestic premises sold subject to existing tenancies, and primary sales of domestic premises. Date of sale is the date on which an Agreement for Sale and Purchase is signed, or the date on which an Assignment is signed if there is no Agreement for Sale and Purchase. It should be borne in mind that provisional agreement is generally reached 2-3 weeks earlier than an Agreement for Sale and Purchase.

12.5 Average rents and prices are analysed for general reference only. Their levels at a certain period depend to a large extent on the special characteristics, including quality and location, of the premises which are leased or sold during the period. Thus, changes between different periods may be due to variations in the characteristics of the different properties being analysed, and should **not** be taken as necessarily indicating a general change in value over the period. In particular, figures in brackets denote limited number of transactions, and should be used with caution. Rental and price indices are a better reflection of change in value.



12.6 報告年度內最後數個月的租金與售價數字，均屬臨時性質，有待本署取得更多資料後再作分析。

12.7 租金和售價的統計數字，包括村屋，以及政府資助房屋單位在業權轉讓限制期屆滿及向有關機構繳付補價後，在公開市場的租賃和買賣。這方面與樓宇總存量和落成量所涵蓋的物業有所不同。

13. 租金和售價指數

13.1 如上文解釋，不同時期的平均租金及售價會有差異，這不單可能因為價值有變，也可能由於樓宇的質素有所改變。不過，制訂租金及售價指數，正是用來衡量在樓宇質素不變的情況下，租金及售價的轉變。因此，即使在同一時期，指數的轉變也可能跟平均租金及售價的轉變不同。

13.2 計算租金和售價指數所根據的資料，跟用以計算平均租金和售價的數據相同。以指數衡量價值轉變時，是根據租金或售價除以有關物業的應課差餉租值所得的結果，而非根據每平方米樓面面積的租金或售價計算。實際上，利用應課差餉租值，不但考慮到樓面面積，也顧及到不同物業在質素上的其他差別。

12.6 The rental and price figures for a few months at the end of the year are provisional, pending the availability of further data for analysis.

12.7 Unlike the coverage of stock and completion figures, rental and price statistics include village houses, and also open market lettings and sales of Government-subsidised housing units upon expiry of the restriction period and payment of the premium to the relevant bodies.

13. Rental and Price Indices

13.1 As explained above, average rents and prices may change from one period to another not only because of value changes but also because of variations in quality. The rental and price indices, on the other hand, are designed to measure rental and price changes with quality kept at a constant. Movement of indices may therefore differ from changes in the average rents and prices for the same period.

13.2 The rental and price indices are derived from the same data that are used to compile average rents and prices. The indices measure value changes by reference to the factor of rent or price divided by rateable value of the subject properties rather than by reference to the rent or price per square metre of floor area. In effect, by utilising rateable value, allowance is made not only for floor area but also other qualitative differences between properties.

13.3 如應課差餉租值在全面重估後有所變更，新應課差餉租值會調算至舊應課差餉租值的水平，以便指數數列得以連貫。

13.4 成分指數（即某類別或級別物業的指數）是從分析所有在某指定期間內의 交易結果計算出來的。各類樓宇的綜合指數，是將成分指數按**加權**平均法計算而得出。制訂各類非住宅樓宇綜合指數時所使用的權數，是根據該月份及之前11個月內有關類型樓宇的總樓面面積計算的。至於住宅樓宇，其租金和售價指數的權數，則是根據該月份及之前11個月內進行的交易數目計算出來。

13.5 本報告提供每月、每季和每年指數。每季及每年指數都是有關時期內每月指數的平均數。

13.6 指數（尤其是租金指數）未必能充分顯示出市場趨勢。雖然所有租金都是按淨額分析（參考上文第12.3段），但本署無法得知的其他「等同租值」租約條件，是不會計算在內的。例如在租賃市場供過於求時，業主通常都會給予租客一些優惠，包括整修樓宇或延長免租期等。如果為反映標準租約條件而調算租金，在指數下降時，經調算的租金很可能低於所報的租金。在指數上升時，情況則相反。

13.3 Following a General Revaluation of rateable values, the new rateable values are matched with the old ones for the purpose of maintaining the index series.

13.4 The component index (the index for a property class or grade) has been derived from analysis of all transactions effective in a given period. The composite index for a certain type of premises is compiled by calculating a **weighted** average of the component indices. The weights for compiling the composite index for each type of non-domestic premises are based on the total floor area of components in respect of the current and previous 11 months. For domestic premises the weights for both rental and price indices are based on the number of transactions effected in the current and previous 11 months.

13.5 Monthly, quarterly and annual indices are shown. Quarterly and annual indices are the simple average of the monthly indices in respect of the relevant period.

13.6 The indices, especially the rental indices, will tend to understate market trends. Although all rents are analysed on a net basis (see paragraph 12.3 above), allowances will not be made for the "value equivalent" of other contractual terms that are unknown to the Department. In a "tenants market" for example, landlords are normally prepared to make concessions to tenants such as refurbishment or the granting of extended rent-free periods. If rents were adjusted to reflect standard terms of agreement, the rents as adjusted would tend to be lower than the quoted rents when the index is moving downwards and vice versa.

14. 較受歡迎屋苑的售價指數

14.1 這指數是根據獲選作分析的樓宇單位的買賣合約所載的售價來分析計算。在2016年及之後獲選作分析的樓宇與以往所選的略有不同，包括：

港島 - 碧瑤灣、比華利山、賽西湖大廈、置富花園、會景閣、帝景園、嘉亨灣、杏花邨、陽明山莊、光明臺、港運城、藍灣半島、康怡花園、逸濤灣、浪琴園、帝后華庭、貝沙灣及貝沙灣南灣、雍景臺、深灣軒、海怡半島、太古城、寶翠園、渣甸山名門、禮頓山、泓都、逸樺園、紅山半島、地利根德閣、樂陶苑；

九龍 - 淘大花園、泓景臺、星河明居、翔龍灣、君滙港、海濱南岸、海名軒、維港灣、麗港城、海逸豪園、昇悅居、曼克頓山、美孚新邨、港灣豪庭、畢架山一號、又一居、柏景灣、半島豪庭、滙景花園、擎天半島、德福花園、凱旋門、帝峯·皇殿、譽·港灣、漾日居、黃埔新邨、黃埔花園；

新界 - 愛琴海岸、碧堤半島、麗城花園、聚康山莊、映灣園、帝堡城、栢慧豪園、沙田第一城、藍天海岸、滌濤山、牽晴間、愉景灣、愉景新城、粉嶺中心、名城、花都廣場、浪琴軒、香港黃金海岸、康樂園、嘉湖山莊、銀湖·天峰、日出康城、匡湖居、新都城、都會駅、維景灣畔、天宇海、加州花園、將軍澳中心、珀麗灣、疊茵庭、藍澄灣、海濱花園、駿景園、御皇庭、加州豪園、浪翠園、太湖花園、新港城、帝琴灣、大埔中心、比華利山別墅、御龍山、采葉庭、豫豐花園、盈翠半島、屯門市廣場、雅典居、灝景灣、萬景峯、新時代廣場。

14. Price Indices for Selected Popular Residential Developments

14.1 The indices are based on an analysis of prices paid for units in selected developments as recorded in sale and purchase agreements. Developments selected for analysis from 2016 onwards are slightly different from those of previous years, and include:

Hong Kong - Baguio Villa, Beverly Hill, Braemar Hill Mansions, Chi Fu Fa Yuen, Convention Plaza Apartments, Dynasty Court, Grand Promenade, Heng Fa Chuen, Hong Kong Parkview, Illumination Terrace, Island Place, Island Resort, Kornhill, Les Saisons, Pacific View, Queen's Terrace, Residence Bel-Air & Bel-Air On the Peak Island South, Robinson Place, Sham Wan Towers, South Horizons, Taikoo Shing, The Belcher's, The Legend at Jardine's Lookout, The Leighton Hill, The Merton, The Orchards, The Redhill Peninsula, Tregunter, Villa Lotto;

Kowloon - Amoy Gardens, Banyan Garden, Galaxia, Grand Waterfront, Harbour Green, Harbour Place, Harbourfront Landmark, Island Harbourview, Laguna City, Laguna Verde, Liberte, Manhattan Hill, Mei Foo Sun Chuen, Metro Harbour View, One Beacon Hill, Parc Oasis, Park Avenue, Royal Peninsula, Sceneway Garden, Sorrento, Telford Gardens, The Arch, The Hermitage, The Latitude, The Waterfront, Whampoa Estate, Whampoa Garden;

New Territories - Aegean Coast, Bellagio, Belvedere Garden, Beneville, Caribbean Coast, Castello, Central Park Towers, City One Shatin, Coastal Skyline, Constellation Cove, Dawning Views, Discovery Bay, Discovery Park, Fanling Centre, Festival City, Flora Plaza, Grand Pacific Views, Hong Kong Gold Coast, Hong Lok Yuen, Kingswood Villas, Lake Silver, Lohas Park, Marina Cove, Metro City, Metro Town, Ocean Shores, Oceanaire, Palm Springs, Park Central, Park Island, Parkland Villas, Rambler Crest, Riviera Gardens, Royal Ascot, Royal Green, Royal Palms, Sea Crest Villa, Serenity Park, Sunshine City, Symphony Bay, Tai Po Centre, The Beverly Hills, The Palazzo, The Parcville, The Sherwood, Tierra Verde, Tuen Mun Town Plaza, Villa Athena, Villa Esplanada, Vision City, YOHO Town.

14.2 樓宇樣本中每個物業組別的成分指數，是根據物業的售價除以有關物業的應課差餉租值所得的結果計算出來。每個物業組別的綜合指數是成分指數的加權平均數，而2016年的權數是根據2015年內的交易宗數而釐定。

15. 落成後使用方式

此項分析只包括在報告年度內已評定差餉估價，並且在估價時已申報整間有人使用的新落成住宅單位。

16. 物業市場回報率

回報率是把「租金/應課差餉租值」的平均比率與「售價/應課差餉租值」的平均比率作比較後計算出來的。租金分析與售價分析所涵蓋的物業可能並不相同。因此，這方面的數字只能顯示普遍的物業回報率及市場趨勢。

17. 樓宇買賣

住宅樓宇買賣的統計數字來自土地註冊處，是根據在有關時期內送交土地註冊處作登記的住宅樓宇買賣合約而編製。至於非住宅樓宇的買賣統計數字，本署是根據土地註冊處的交易記錄及稅務局用以釐定印花稅的交易資料加以分析。與土地註冊處的住宅樓宇買賣統計數字不同，每段有關時期的非住宅樓宇買賣統計數字，是根據買賣合約的簽署日期（如沒有買賣合約，則根據轉讓契約的簽署日期），而並非送交土地註冊處登記的日期。

18. 四捨五入

由於數字四捨五入，所以表內個別項目的總和與所示的總數可能有些微差別。

14.2 The component index for each property group in the sample developments is calculated by reference to the factor of price divided by rateable value of the subject properties. The composite index for a property group is compiled by calculating a weighted average of the component indices. For the year 2016, the weights are based on the number of transactions effected in 2015.

15. Mode of Occupation after Completion

This covers only newly completed domestic units valued for rating purposes in the year under review and reported wholly occupied at the time of valuation.

16. Property Market Yields

The yields have been derived by comparing the average "rent/rateable value" and "price/rateable value" factors. The properties included in the rental analysis may be different from those in the price analysis. The figures should therefore only be regarded as providing a broad indication of market yields and trends.

17. Sales Transactions

Statistics on domestic sales are sourced from the Land Registry, derived from sale and purchase agreements of domestic units **received for registration** in the Land Registry for the relevant periods. Statistics on non-domestic sales are based on analysis made of sales transaction records obtained by this Department from the Land Registry and the Inland Revenue Department for stamp duty purposes. As distinguished from the Land Registry statistics on domestic sales, non-domestic figures for each relevant period refer to **the date on which an Agreement for Sale and Purchase is signed** (or the date on which an Assignment is signed if there is no Agreement for Sale and Purchase), and not the date on which the document is submitted for registration.

18. Rounding of Figures

Due to rounding, there may be a slight discrepancy between the sum of individual items and the total shown in the Tables.